

"An Analysis of Formal and Informal Employment in Tanzania"

Trends, Challenges, and Opportunities ", Current Insights (2025)

Author: Amran Bhuzohera, Chief Economist and Research Lead at TICGL



Amran Bhuzohera
Chief Economist and Research Lead

Amran Bhuzohera is the **Chief Economist** and **Research Lead** at **Tanzania Investment and Consultant Group Ltd. (TICGL)**. He leads research and strategy development on Tanzania's economic policies and development programs. **Bhuzohera** also manages projects that support **SME** empowerment, public-private partnerships and economic innovation.

His areas of research include:

- Empowering Tanzania's Growth through Public-Private Partnerships for Sustainable Development
- Empowering Tanzania's SMEs for Economic Growth
- Growth, Inclusion, and Innovation in Banking
- Pathways to Formal and Informal Employment in Tanzania: Current Insights (2024)
- The Role of Tax Reforms and Policy Planning
- Doing Business in Tanzania
- Enhancing the MFI Business Landscape for SMEs in Tanzania

About TICGL

TICGL, a Tanzania consultancy and research firm, provides data-driven business solutions and economic research. **Established in 2016 and recently revamped in 2024**, the firm offers services encompassing business facilitation, investment advisory, feasibility study, baseline survey, market research, economic intelligent, and capacity building. **Their research focuses on key areas like SMEs, public-private partnerships, and the banking sector in Tanzania.** TICGL works with governments, businesses, NGOs, and financial institutions, aiming to foster sustainable development and economic growth. **A key component is their Data-Driven Center, ensuring insights inform all strategies.**




© 2025 Tanzania Investment and Consultant Group Limited. All rights reserved. No part of this publication may be reproduced, distributed, or transmitted in any form or by any means, including photocopying, recording, or other electronic or mechanical methods, without the prior written permission of Tanzania Investment and Consultant Group Limited, except in the case of brief quotations embodied in critical reviews and certain other non-commercial uses permitted by copyright law.

For more information: Visit: ticgl.com Email: economist@ticgl.com Tel: +255 768 699 002 Location: Dar es Salaam, Tanzania

As a specialized department under TICGL, the TICGL Data Driven Centre plays a crucial role in conducting data-driven research on employment trends, business formalization, and economic growth in Tanzania. The center assesses how labor market dynamics, tax policies, digital transformation, and industrialization impact SMEs and workforce development. By ensuring accuracy and providing valuable insights on formal and informal employment, the center supports evidence-based policy recommendations to enhance job creation, business growth, and economic sustainability.

© 2025 TICGL Data Driven Centre

Department: **Data intelligence Unit**

 Email: data@ticl.com
 Website: data.ticgl.com
 Phone: +255 768 699 002

Empowering Growth Through Data-Driven Insights

TICGL Data Driven Centre



TICGL Data Driven Centre is a specialized research and analytics hub dedicated to providing high-quality data insights for economic development, business intelligence, and policy planning. The center focuses on baseline surveys, economic research, and data analytics to support decision-making for businesses, government agencies, and development partners.

Our Key Areas of Focus:

- ✓ **Baseline Assessments** – Conducting data-driven studies for informed decision-making.
- ✓ **Economic Research** – Analyzing trends, market dynamics, and policy impacts.
- ✓ **Data Analytics** – Providing actionable insights through advanced data modeling.
- ✓ **Business Intelligence** – Supporting enterprises with market research and feasibility studies.

Address:

TICGL Data Driven Centre
 Dar es Salaam, Tanzania

 Email: data@ticgl.com
 Website: data.ticgl.com

Join the TICGL Data Driven Centre Research Team!

TICGL Data Driven Centre is establishing an exclusive **Researcher Team**—a dynamic network of professionals dedicated to conducting cutting-edge research that drives Tanzania's economic and business development.

Why Join?

- ✓ **Be part of impactful research** influencing policies, businesses, and economic growth.
- ✓ **Exclusive Recognition** – Receive an official membership card.
- ✓ **Access to TICGL Research Projects** and collaborate with top researchers.
- ✓ **Networking Opportunities** with experts across industries.
- ✓ **Priority Participation** in TICGL research activities and publications.

Membership Details

- ◆ **Annual Membership Fee:** 500,000 TZS (One-time payment)
- ◆ **Application Form Fee:** 10,000 TZS

Key Research Areas Conducted by TICGL

- ✦ Tax Reforms and Policy Planning in Tanzania
- ✦ Doing Business in Tanzania
- ✦ Enhancing the MFI Business Landscape for MSEs in Tanzania
- ✦ Tanzania SME Development Research Survey 2024-2030
- ✦ Pathways to Formal and Informal Employment in Tanzania
- ✦ Empowering Tanzania's Growth through Public-Private Partnerships
- ✦ Growth, Inclusion, and Innovation in Banking

Join today and become part of Tanzania's leading data-driven research community!

📧 **How to Apply:** Contact us at data@ticgl.com or visit data.ticgl.com for more details.

Or **Register through Link:** <https://data.ticgl.com/research/app/form?id=jsmOlw>

#TICGL #ResearchTeam #EconomicDevelopment #DataDrivenResearch

Contents

1.0 Introduction.....	7
1.1 Background on Employment Trends in Tanzania	7
1.2 Importance of Analyzing Formal and Informal Employment	7
1.3 Research Objectives and Key Questions.....	8
2.0 Literature Review	9
2.1 Overview of Previous Studies on Formal and Informal Employment in Tanzania.....	9
2.2 Theoretical Perspectives on Employment Transition	9
2.3 Government Policies and Economic Factors Affecting Employment	10
3.0 Research Methodology	13
3.1 Description of Sample Size	13
3.2 Data Collection Methods.....	13
3.3 Analytical Techniques Used	14
4.0 Findings and Analysis.....	15
5.1 Education Level and Employment Trends	15
5.2. Work Experience and Employment Status	17
5.3 Formal vs. Informal Employment	19
5.4. Breakdown of Informal Employment	22
5.5. Factors Encouraging Transition to Formal Employment	25
5.6. Job Security and Growth Sectors.....	29
5.8. Role of Digital Technology in Employment	33
5.9. Entrepreneurship and Employment Creation.....	35
5.10. Government Policy Effectiveness	37
5.11. Future Employment Trends in Tanzania	40
5.12. Optimism About Formal Employment	42
5.13. Challenges for Women and Youth in Formal Employment	45
5.14. Barriers to Transitioning from Informal to Formal Employment	47
5.15. Reasons for Choosing Formal/Informal Employment.....	50
6. Conclusion and Recommendations	52
6.1 Summary of Key Findings.....	52
6.2 Policy Recommendations to Improve Formal Employment Opportunities	53
6.3 Strategies for Enhancing Informal Sector Growth and Transition to Formality	54
References.....	56

Abstract

This study examines the **employment landscape in Tanzania**, focusing on the **distribution, challenges, and opportunities** within the **formal and informal sectors**. Given that **71.8% of Tanzania's workforce operates in the informal sector**, this research explores the **factors influencing employment choices, barriers to formalization, and the effectiveness of government policies** in promoting job creation.

Research Objectives

The study aims to:

- Analyze **the distribution of formal and informal employment** in Tanzania.
- Identify **key factors influencing workers' employment choices**.
- Assess **barriers preventing informal workers from transitioning to formal employment**.
- Examine **the impact of digital technology and government policies** on employment growth.
- Provide **policy recommendations to enhance workforce inclusion and economic stability**.

Methodology

This research employs a **mixed-methods approach**, combining:

- **Survey Data** – A sample of **2,500 respondents** representing **formal and informal sector workers**.
- **Key Informant Interviews** – Perspectives from **policy experts, economists, and business owners**.
- **Secondary Data Analysis** – Review of **government labor reports, economic surveys, and academic studies**.
- **Statistical Techniques** – Descriptive analysis, correlation tests, and regression modeling to examine employment trends.

Key Findings

- **Formal employment remains limited**, with **49% of surveyed workers employed in structured jobs**.
- **Informal employment dominates (71.8%)**, particularly in **agriculture, small businesses, and transportation**.
- **Major barriers to formalization** include **limited job availability (42%), skills mismatches (26%), and bureaucratic registration processes (21%)**.
- **Digital technology is transforming job creation**, with **82% of respondents reporting increased employment opportunities due to digitalization**.
- **Women and youth face significant challenges**, including **gender discrimination (29%) and lack of education/training (27%)**.

Implications and Recommendations

- **Expand Industrialization and Job Creation Programs** – Strengthen **Special Economic Zones (SEZs)** and **manufacturing hubs** to boost formal jobs.
- **Improve Access to Vocational Training** – Align **TVET programs** with industry demands to address skill mismatches.
- **Simplify Business Registration** – Reduce costs and introduce **digital registration platforms** for small businesses.
- **Support Digital and Remote Work** – Expand **ICT training** and **internet accessibility** to improve formal job opportunities.
- **Enhance Social Protection for Informal Workers** – Develop **affordable health insurance and pension schemes** to promote gradual formalization.

Conclusion

This study highlights the **urgent need for employment reforms in Tanzania**, emphasizing the **role of industrialization, digitalization, and policy incentives in expanding formal employment**. By **addressing workforce barriers and promoting business formalization**, Tanzania can **achieve a more inclusive, sustainable labor market** and ensure **long-term economic stability**.

1.0 Introduction

1.1 Background on Employment Trends in Tanzania

Tanzania's labor market is characterized by a dual structure, where both formal and informal employment play significant roles in the economy. As of 2024, approximately **28% of the workforce (10.17 million workers) is formally employed**, while **71.8% (25.95 million workers) remain in the informal sector**. The informal economy, dominated by **agriculture, fishing, retail, manufacturing, and construction**, provides income opportunities for millions but lacks essential worker protections such as social security, stable wages, and job security.

The Tanzanian government has undertaken multiple initiatives to transition more workers into formal employment, recognizing the **economic benefits of formalization**, which include increased tax revenue, improved social protections, and greater economic planning efficiency. However, this transition faces challenges such as **limited access to credit for small businesses, complex business registration processes, and regional disparities in employment opportunities**.

Projections suggest that formal employment could rise to **38% by 2030**, while informal employment may decline to **62%**, signifying a shift towards a more structured and resilient labor market. Key growth areas in formal employment include **manufacturing (25%), services and tourism (22%), and modern agriculture (20%)**, supported by increased investment in industrial parks, digital transformation, and policy reforms.

Despite improvements, **youth and women face unique barriers** to accessing formal jobs, including **gender discrimination, social expectations, and skill mismatches**. Addressing these challenges is critical to ensuring inclusive employment growth.

1.2 Importance of Analyzing Formal and Informal Employment

Understanding the dynamics of formal and informal employment in Tanzania is essential for:

1. **Economic Planning and Policy Development** – A detailed analysis helps policymakers design **effective employment policies** that promote economic inclusion and growth.
2. **Improving Worker Welfare** – Formal employment offers benefits such as **social security, healthcare, and stable wages**, which are largely absent in informal work.
3. **Enhancing Productivity and Investment** – A structured labor market attracts both **domestic and foreign investment**, supporting Tanzania's industrialization goals.
4. **Identifying Barriers to Formalization** – By examining employment trends, challenges such as **complex formalization processes, skill gaps, and limited job opportunities** can be addressed.
5. **Sectoral Employment Growth** – Understanding which sectors are driving job creation enables targeted support for high-potential industries, ensuring sustainable employment opportunities.

1.3 Research Objectives and Key Questions

This research aims to analyze Tanzania's employment landscape, identifying key trends, challenges, and opportunities in transitioning from informal to formal employment. The study focuses on:

Objectives:

- To assess the **current distribution of formal and informal employment** in Tanzania.
- To examine **factors influencing employment choices** in both sectors.
- To identify **barriers preventing workers from transitioning to formal employment**.
- To evaluate the **impact of digital transformation and policy interventions** on employment patterns.
- To recommend **strategies for enhancing formal job opportunities** and improving working conditions.

Key Research Questions:

1. What is the current employment distribution between formal and informal sectors?
2. What factors drive workers to remain in informal employment?
3. What barriers hinder the transition from informal to formal employment?
4. How do government policies and economic trends influence employment opportunities?
5. What role does digitalization play in shaping the future of employment in Tanzania?
6. Which sectors offer the most job opportunities, and what are the emerging employment trends?
7. How can employment policies be improved to support inclusive growth and workforce development?

2.0 Literature Review

This section explores existing research on formal and informal employment in Tanzania, examines key theoretical perspectives on employment transition, and analyzes government policies and economic factors influencing employment trends.

2.1 Overview of Previous Studies on Formal and Informal Employment in Tanzania

Previous studies indicate that **Tanzania's employment structure is dominated by the informal sector**, which accounts for **approximately 71.8% of the workforce**, while the formal sector represents **28%**. The informal sector includes **agriculture, fishing, small-scale retail, manufacturing, and transportation**, providing income for millions but lacking essential worker protections.

Key Findings from Previous Research:

- **Economic Role of Informal Employment:** Studies highlight that **the informal sector absorbs a large portion of the labor force**, particularly among **low-skilled workers and rural populations**, acting as a safety net in the absence of sufficient formal jobs (ILO, 2022).
- **Gender and Youth Participation:** Research suggests that **women and youth are overrepresented in informal employment** due to barriers such as **limited access to education, gender norms, and lack of financial resources** (World Bank, 2023).
- **Barriers to Formalization:** Studies identify challenges such as **complex business registration processes, high taxation, lack of social protection, and difficulty in accessing credit**, which discourage businesses from formalizing (TICGL, 2024).
- **Sectoral Employment Trends:** Reports indicate that **manufacturing, services, and tourism are driving formal job growth**, while **agriculture remains largely informal**, despite government efforts to integrate it into formal value chains (UNDP, 2023).

These findings suggest that **transitioning from informal to formal employment requires strategic interventions**, including **financial inclusion, business regulatory reforms, and skill development initiatives**.

2.2 Theoretical Perspectives on Employment Transition

The transition between informal and formal employment has been explored through various economic and labor market theories. The following frameworks provide insights into employment dynamics in Tanzania:

Dual Labor Market Theory (Doeringer & Piore, 1971)

This theory posits that labor markets are divided into two segments:

1. **The Primary Sector** – Offers stable, high-paying, and regulated jobs (formal employment).
2. **The Secondary Sector** – Includes low-wage, unstable, and unregulated jobs (informal employment).

In Tanzania, **workers in the informal sector struggle to transition to the formal sector due to skill mismatches, regulatory barriers, and lack of access to capital**. This theory helps explain why informal employment persists despite government efforts to promote formalization.

Human Capital Theory (Becker, 1964)

This theory emphasizes the **importance of education and skills in determining employment outcomes**. Formal employment in Tanzania is **correlated with higher levels of education**, as **83% of those in formal jobs hold a bachelor's degree**. Meanwhile, a lack of education often confines workers to informal employment, underscoring the need for **investment in vocational training and higher education**.

Institutional Theory (North, 1990)

This perspective highlights how **formal institutions (laws, regulations, and policies) and informal norms (culture, social expectations) influence employment choices**.

- In Tanzania, **strict labor laws and taxation policies discourage businesses from registering formally**.
- At the same time, **social and cultural norms push many workers—especially women—toward informal work** in sectors like small-scale retail and domestic services.

These theoretical perspectives suggest that **labor market reforms, education investment, and regulatory simplification** are essential to fostering a smoother transition to formal employment.

2.3 Government Policies and Economic Factors Affecting Employment

The Tanzanian government has implemented several policies to promote formal employment, improve working conditions, and regulate labor markets. However, structural and economic challenges continue to hinder progress.

2.3.1 Key Government Policies on Employment

1. **National Employment Policy (2008, Revised 2020)**
 - Aims to **create more formal job opportunities** by fostering industrialization, entrepreneurship, and public-private partnerships.
 - Encourages **youth and women's employment** through targeted training programs.
2. **Small and Medium Enterprise (SME) Development Policy (2003, Updated 2022)**
 - Supports SMEs in transitioning from **informal to formal status** by providing **financial assistance, market access, and capacity-building programs**.

- Simplifies business registration processes to **encourage compliance and taxation**.
- 3. **Public-Private Partnership (PPP) Framework (2014, Revised 2021)**
 - Seeks to **enhance private sector participation in formal employment creation**, especially in **infrastructure, agriculture, and manufacturing**.
 - Encourages investment in **special economic zones (SEZs) and industrial parks**.
- 4. **Tax Reforms and Business Registration Simplification (2023)**
 - The government has **reduced business registration fees and streamlined tax compliance** to incentivize formalization.
 - The introduction of **digital tax systems** has helped small businesses register and operate formally.

2.3.2 Economic Factors Shaping Employment Trends

1. **Sectoral Growth and Industrialization**
 - The **manufacturing sector is projected to account for 25% of formal jobs by 2030**, driven by industrial policies and investment in **export-processing zones**.
 - **Agriculture, which employs 65-70% of informal workers, requires modernization and integration into formal value chains** to create stable jobs.
2. **Digital Transformation and Job Creation**
 - The rise of **digital platforms, mobile banking, and e-commerce** has expanded opportunities for informal workers to transition into structured employment.
 - **53% of surveyed workers believe digitalization has significantly increased job opportunities**.
3. **Regional Employment Disparities**
 - **Urban centers like Dar es Salaam and Mwanza have higher formal employment rates**, while rural areas remain dominated by informal labor.
 - The government is investing in **infrastructure and rural development programs** to bridge this gap.
4. **Macroeconomic Stability and Investment Climate**
 - **Stable GDP growth (5-6% annually) has driven employment creation**, particularly in construction, services, and tourism.
 - However, **inflation and exchange rate fluctuations** pose risks to formal job expansion.

Previous studies highlight the **persistence of informal employment in Tanzania** despite ongoing policy efforts to promote formalization. Theoretical perspectives such as **dual labor market theory, human capital theory, and institutional theory** help explain barriers to employment transition. While **government policies and economic growth have improved formal employment opportunities**, challenges such as **taxation complexity, skills mismatches, and rural employment gaps** remain unresolved.

Addressing these issues requires a **multi-faceted approach**, including:

- **Strengthening SME support programs** to encourage business formalization.
- **Enhancing vocational and higher education** to equip workers with relevant skills.
- **Simplifying labor regulations and tax compliance** to reduce barriers to formal employment.
- **Expanding digital employment platforms** to connect informal workers with formal job opportunities.

3.0 Research Methodology

This section outlines the research approach used to analyze formal and informal employment in Tanzania. It includes details on the sample size, data collection methods, and analytical techniques applied to derive meaningful insights from the collected data.

3.1 Description of Sample Size

This study is based on **a total of 2,500 respondents**, selected to ensure a **comprehensive and representative** analysis of employment trends in Tanzania. The sample includes workers from both **formal and informal sectors**, with varying educational backgrounds, work experiences, and employment statuses.

Sample Distribution:

- **Formal sector employees:** 1,170 respondents (49%)
- **Informal sector workers:** 550 respondents (23%)
- **Unemployed individuals:** 650 respondents (27%)

The study also ensures a diverse **sectoral representation**, including:

- **Agriculture** (9%)
- **Manufacturing** (12%)
- **Retail/Trade** (26%)
- **Small businesses** (44%)
- **Transportation** (8%)

Additionally, the research includes participants **from different regions of Tanzania**, ensuring **geographic diversity** between urban and rural labor markets.

3.2 Data Collection Methods

To obtain a well-rounded understanding of employment trends, a **mixed-method approach** was used, combining both **quantitative and qualitative research methods**:

3.2.1 Survey Methodology

- **Primary data was collected through structured surveys**, targeting **both formal and informal workers across various industries**.
- The survey included **closed-ended and Likert scale questions**, covering key aspects such as:
 - Employment status and work experience.
 - Reasons for choosing formal or informal employment.
 - Perceptions of job security and government policies.
 - Barriers to transitioning from informal to formal jobs.

3.2.2 Key Informant Interviews (KIIs)

- Interviews were conducted with policymakers, labor economists, and business owners to gain deeper insights into employment dynamics.
- The interviews explored:
 - Challenges in formalizing informal businesses.
 - Effectiveness of government employment policies.
 - Sector-specific trends affecting job creation.

3.2.3 Secondary Data Collection

- The study also incorporated **secondary data** from government reports, economic surveys, and labor market studies, including:
 - Tanzania National Bureau of Statistics (NBS) employment reports.
 - TICGL's baseline studies on SME development and employment.
 - World Bank and ILO labor market reports on Tanzania.

3.3 Analytical Techniques Used

To analyze the collected data, the following statistical and qualitative analysis techniques were applied:

3.3.1 Descriptive Statistical Analysis

- **Frequency distributions and percentages** were used to summarize demographic information, employment status, and sectoral trends.
- **Cross-tabulation analysis** was conducted to compare employment trends based on education, work experience, and gender.

3.3.2 Regression and Correlation Analysis

- **Regression analysis** examined factors influencing employment choices (e.g., education vs. employment status).
- **Correlation tests** were applied to identify relationships between formalization barriers and employment stability.

3.3.3 Thematic Analysis (for Interviews)

- **Qualitative responses from interviews** were categorized into key themes, such as:
 - Barriers to formalization.
 - Policy effectiveness.
 - Digitalization and employment opportunities.

The research methodology ensures a **balanced, data-driven approach** to understanding employment in Tanzania. By integrating **surveys, interviews, and secondary data**, the study captures both **quantitative trends** and **qualitative insights**, providing **actionable recommendations for employment policy and workforce development**.

4.0 Findings and Analysis

5.1 Education Level and Employment Trends

5.1.1 Education Distribution Among Respondents

The survey data collected from **2,500 respondents** provides an overview of the **educational qualifications of Tanzania's workforce** and their influence on employment trends. The following table summarizes the distribution of education levels among respondents:

Table 1: Level of Education Among Respondents

Level of Education	Frequency	Percentage
Bachelor's Degree	1,970	83%
Diploma/Certificate	120	5%
Postgraduate	230	10%
Primary	20	1%
Secondary	20	1%
Total	2,360	100%

The data shows that **83% of respondents have a bachelor's degree**, with only a small percentage possessing **diplomas (5%)** and **postgraduate degrees (10%)**. This suggests that **higher education plays a significant role in employment accessibility**, particularly in the formal sector.

5.1.2 How Education Influences Employment Choices

Education is a **key determinant** in the employment choices of workers in Tanzania, influencing whether they enter **formal or informal employment**. The findings highlight several **critical trends**:

1. Higher Education Increases Formal Employment Opportunities

- **Graduates with a bachelor's degree or higher** have better access to formal employment due to:
 - ✓ Higher qualifications matching employer requirements.
 - ✓ Greater chances of securing jobs in **corporate sectors, government institutions, and multinational companies**.
 - ✓ Increased access to professional networks and internships that lead to formal employment.

- The study found that **most formal sector workers (about 90%)** have at least a **bachelor's degree**, reinforcing the **strong link between higher education and formal employment**.

2. Lower Education Levels are Associated with Informal Employment

- Workers with **only primary or secondary education** are **more likely to engage in informal employment**, as **formal sector jobs typically require post-secondary qualifications**.
- Many individuals with **low educational attainment** turn to **self-employment, small-scale businesses, or agriculture**, where formal credentials are not a requirement.

3. Postgraduate Education and Higher Earnings Potential

- Individuals with **postgraduate qualifications (10% of respondents)** tend to access **higher-paying jobs in specialized professions, academia, and managerial positions**.
- However, despite their qualifications, **some struggle to find suitable jobs**, pointing to the issue of **underemployment and skills mismatches** in Tanzania's labor market.

4. The Role of Technical and Vocational Education

- **Diploma and certificate holders (5%)** often find employment in **skilled trades such as construction, manufacturing, and healthcare**.
- However, their representation in formal employment is **lower than that of degree holders**, suggesting that more investment is needed in **vocational training and industry linkages** to enhance employment prospects.

5.1.3 Implications for Employment Policy and Workforce Development

These findings underscore the need for **targeted policy interventions** to improve employment accessibility and bridge skill gaps in the labor market:

- **Expanding Technical and Vocational Training:** Encouraging **more youth to pursue technical education** to fill skill shortages in sectors like **manufacturing, construction, and digital services**.
- **Improving Higher Education-Industry Linkages:** Strengthening **internship programs and university partnerships with businesses** to enhance employability for graduates.
- **Support for Informal Sector Workers:** Providing **training programs and financial support** for individuals in the informal sector to upgrade their skills and transition into **higher-paying, formal jobs**.

Education is a **significant factor** influencing employment outcomes in Tanzania. While **degree holders have greater access to formal jobs**, those with lower educational qualifications remain **largely confined to informal employment**. To improve labor market outcomes, **investment in technical skills training, employment linkages, and vocational education** is crucial for enhancing workforce competitiveness and reducing informal employment dependency.

5.2. Work Experience and Employment Status

5.2.1 Years of Experience Distribution Among Respondents

Work experience plays a crucial role in determining employment status and career progression in Tanzania. The following table presents the distribution of respondents based on their years of work experience:

Table 2: Years of Experience Distribution

Years of Experience	Frequency	Percentage
Less than 1 year	580	25%
2–5 years	1,150	49%
6–10 years	480	20%
More than 10 years	140	6%
Total	2,350	100%

From the data, **nearly half of the respondents (49%) have between 2 to 5 years of experience**, indicating that a **large proportion of Tanzania's workforce consists of early-career professionals**. Another **25% have less than one year of experience**, suggesting a high number of **new labor market entrants**.

5.2.2 Relationship Between Work Experience and Employment Sector (Formal/Informal)

1. Early-Career Workers (Less than 1 Year – 2 to 5 Years) and Informal Employment

- **Majority of workers with less than one year of experience enter the informal sector**, as they **struggle to secure formal employment due to a lack of professional experience and industry connections**.
- **Many recent graduates and young workers (2–5 years of experience) work in informal businesses**, small enterprises, or contract-based jobs, especially in sectors like:
 - ✓ **Retail and Trade**
 - ✓ **Small Businesses**
 - ✓ **Agriculture**
 - ✓ **Transportation (Bodaboda, logistics services, etc.)**
- **Employers in the formal sector often require prior work experience**, making it difficult for fresh graduates to transition immediately into formal employment.

2. Mid-Career Workers (6–10 Years) and Increased Formal Employment Opportunities

- Respondents with **6–10 years of experience (20%) have better chances of securing formal jobs**, as they have gained:

- ✓ Industry-relevant skills
- ✓ Stronger professional networks
- ✓ More stable employment history
- Most formal employees (especially in managerial and specialized roles) belong to this category.

3. Experienced Workers (More than 10 Years) and Senior Positions in Formal Employment

- Only **6% of respondents** have more than 10 years of experience, indicating that **highly experienced professionals** form a smaller segment of the workforce.
- Workers in this category **hold stable jobs** in **government, large corporations, and specialized industries**.
- They are **more likely to occupy leadership positions** or **own formal businesses** after years of experience in their respective fields.

5.2.3 Key Employment Trends Based on Experience

- **Younger workers (0–5 years of experience)** are more likely to engage in informal employment, highlighting the need for **career development programs** and **entry-level formal job opportunities**.
- **Mid-career professionals (6–10 years of experience)** experience a shift toward formal employment, suggesting that **job experience** is a key factor in transitioning to the formal sector.
- **Senior professionals (10+ years)** dominate leadership roles in formal employment, underscoring the importance of **experience and skills** in job stability.

5.2.4 Policy Implications and Recommendations

To bridge the gap between **work experience** and **employment opportunities**, targeted interventions should be introduced:

- **Enhancing Internship and Apprenticeship Programs** – Providing **structured on-the-job training** for fresh graduates to help them transition into formal employment.
- **Creating Entry-Level Formal Jobs** – Encouraging businesses to **reduce work experience barriers** for new graduates through **youth employment incentives**.
- **Upskilling Mid-Career Workers** – Implementing **continuous learning programs** to support career progression and **increase formal employment chances**.
- **Supporting Informal Workers in Experience-Based Formalization** – Introducing pathways for skilled informal workers to **gain certifications** and **integrate into formal sectors**.

The findings show that **work experience** significantly influences employment status in Tanzania. New labor market entrants struggle to access formal jobs, while **mid-career workers** gradually transition into formal employment. Policymakers should **strengthen work-**

experience initiatives, encourage **formalization of skilled informal workers**, and **foster career growth opportunities** to create a **more inclusive labor market**.

5.3 Formal vs. Informal Employment

Understanding the **distribution of formal and informal employment** is crucial for analyzing workforce trends in Tanzania. This section presents data on employment status, discusses **key factors influencing employment in both sectors**, and highlights **barriers to formalization**.

5.3.1 Status of Current Employment

The table below provides an overview of the employment status of respondents:

Table 3: Employment Status of Respondents

Employment Status	Frequency	Percentage
Formal Employment	1,170	49%
Informal Employment	550	23%
Not Currently Employed	650	27%
Total	2,370	100%

From the data:

- **49% of respondents are employed in the formal sector**, primarily in **government jobs**, corporate employment, and large businesses.
- **23% work in the informal sector**, engaged in activities such as **agriculture**, small-scale retail, and transportation.
- **27% are unemployed**, reflecting a **significant portion of the labor force struggling to secure stable jobs**.

5.3.2 Factors Influencing Employment in the Formal and Informal Sectors

Several **economic, social, and structural factors** determine whether individuals enter formal or informal employment.

A. Factors Influencing Formal Employment

Education and Qualifications

- Formal employment **favors individuals with higher education levels**.
- **83% of workers in formal jobs have at least a bachelor's degree**, compared to **lower educational attainment among informal workers**.

Access to Job Networks and Professional Connections

- Many formal jobs **require professional references, internships, or prior experience**, which informal workers **lack**.

Government Policies and Regulations

- Labor laws mandate **minimum wages, employment contracts, and social security contributions**, making formal employment more stable.
- **Public sector jobs** offer job security, attracting professionals seeking stability.

Industry Growth and Demand for Skilled Workers

- Sectors such as **manufacturing, finance, ICT, and public administration** generate formal jobs.
- **Government-driven industrialization** efforts are expanding formal employment opportunities.

Employer Benefits and Social Protection

- Formal workers **receive health insurance, pension benefits, and job security**, making it a preferred choice for many.

B. Factors Influencing Informal Employment

Low Entry Barriers and Flexibility

- Informal jobs **do not require formal education or work experience**, making them accessible to **low-skilled and new workers**.
- Many choose informal work due to **flexible work hours and self-employment opportunities**.

Limited Access to Capital for Business Growth

- Many small-scale entrepreneurs **lack access to loans and financial support**, preventing them from registering their businesses formally.

Complexity and Cost of Business Formalization

- High **registration fees, taxation, and bureaucratic processes** discourage small businesses from formalizing.
- **21% of workers** cite costly formalization processes as a key challenge.

Economic and Social Safety Nets in Informal Employment

- In rural areas, informal employment (e.g., agriculture) **remains a traditional source of income**.
- Many families **rely on self-employment or informal group businesses**.

Regional and Sectoral Employment Disparities

- **Urban areas have more formal jobs**, while **rural regions rely on informal work** (e.g., small-scale farming, street vending).
- **Informal transportation jobs** (e.g., bodaboda riders) are a major source of **employment** for young people without formal job prospects.

5.3.3 Challenges to Transitioning from Informal to Formal Employment

Despite efforts to formalize employment in Tanzania, several challenges hinder the transition:

Limited Awareness of Government Programs

- **54% of respondents** were unaware of **government initiatives for business formalization**.
- Lack of information prevents many small businesses from taking advantage of **tax incentives and financial support**.

Mismatch Between Skills and Job Market Demands

- Many informal workers **lack the necessary skills** to qualify for formal jobs.
- There is a **gap between vocational training programs and industry needs**, leaving many job seekers **unprepared for formal employment opportunities**.

Social and Cultural Factors

- Some workers **prefer informal employment** due to **flexibility and independence**, rather than being bound by **fixed salaries and employment contracts**.

Slow Bureaucratic Processes

- Registering a business or obtaining a work permit **can take weeks or months**, discouraging small entrepreneurs from transitioning to the formal sector.

Financial Barriers

- **Limited access to credit facilities** forces many businesses to remain informal, as they cannot afford licensing, taxation, and operational costs.

5.3.4 Policy Recommendations for Employment Formalization

Simplify Business Registration and Tax Processes

- Reducing **business registration costs and simplifying compliance procedures** will encourage more informal workers to enter the formal sector.

✓ Expand Awareness Campaigns on Formalization Benefits

- The government should launch **public education initiatives on the advantages of formal employment**, including **access to social security, legal protections, and business growth incentives**.

✓ Improve Access to Credit and Financial Services for Small Businesses

- Strengthening **microfinance institutions and SME-friendly lending programs** will help **informal businesses transition to the formal economy**.

✓ Enhance Vocational and Technical Education

- Increasing investment in **skills training programs aligned with formal sector demands** can help workers qualify for **higher-paying, stable jobs**.

✓ Strengthen Digital and Remote Work Opportunities

- **Technology and digital platforms** provide new pathways for informal workers to transition into **formal employment, e-commerce, and online-based professions**.

The findings reveal a **significant gap between formal and informal employment**, driven by **educational disparities, financial barriers, regulatory challenges, and sectoral limitations**. While formal jobs **offer stability and benefits**, informal employment **remains a major source of livelihood**, particularly for **low-skilled and self-employed workers**. **Targeted policy interventions** are necessary to encourage formalization and improve labor market inclusion.

5.4. Breakdown of Informal Employment

The **informal sector** remains a **dominant force in Tanzania's economy**, employing **71.8% of the workforce**. Despite its contribution to economic activity, the sector is characterized by **low wages, lack of social protection, and limited access to financial services**. This section presents a **detailed breakdown of informal employment** across key industries and examines the **challenges and opportunities** within the sector.

5.4.1 Informal Sector Employment Distribution

The table below categorizes **informal employment by sector**, illustrating the major industries where informal workers are engaged:

Table 4: Distribution of Informal Employment by Sector

Sector	Frequency	Percentage	Key Activities
Agriculture	110	9%	Smallholder farming, fishing, livestock keeping
Manufacturing	140	12%	Handicrafts, small-scale production, tailoring
Retail/Trade	310	26%	Street vending, informal market trading
Small Business	520	44%	Informal service provision, microenterprises
Transportation	90	8%	Bodaboda (motorcycle taxis), informal delivery services
Total	1,170	100%	-

Key Observations:

- **Small businesses dominate the informal economy (44%)**, comprising self-employed individuals and family-run businesses.
- **Retail and trade (26%)** employ a significant share, reflecting the widespread presence of **street vendors, mobile traders, and open-market sellers**.
- **Agriculture (9%)**, despite being a critical sector, remains largely informal, as **smallholder farmers lack access to structured markets, finance, and technology**.
- **Transportation services (8%)** are mainly **operated by individuals using motorcycles (bodaboda), minibusses (daladala), and informal taxi services**.

5.4.2 Challenges Within the Informal Sector

Despite providing employment opportunities, **informal workers face multiple challenges** that hinder their income stability and transition to formal jobs.

1. Lack of Social Protection and Job Security

- **No health insurance or pension benefits**, making workers vulnerable to economic shocks.
- **Job instability**, as most informal jobs depend on **seasonal demand and fluctuating market conditions**.

2. Limited Access to Finance and Investment

- Many informal workers **lack access to credit and banking services**, making it difficult to expand their businesses.
- **High-interest rates and collateral requirements** prevent small entrepreneurs from securing loans.

3. Regulatory and Legal Barriers

- **Complex business registration processes discourage formalization**—21% of respondents cited high costs as a major barrier.
- **Frequent taxation conflicts** with local authorities affect informal traders, leading to harassment and business disruptions.

4. Market Competition and Income Instability

- **Street vendors and informal traders** face high competition with **formal businesses and large retailers**.
- **Unstable income streams** force many informal workers to operate in multiple jobs to sustain their livelihood.

5. Gender and Youth Employment Barriers

- **Women in the informal sector struggle with childcare responsibilities and gender discrimination.**
- **Youth employment remains informal due to a lack of formal work experience**, with many engaging in small businesses or bodaboda operations.

5.4.3 Opportunities for Growth and Formalization

Despite these challenges, **there are several opportunities** for enhancing the **growth and sustainability of informal employment** in Tanzania.

Digital Financial Inclusion

- Expanding **mobile banking and digital payment platforms** (such as M-Pesa and Tigo Pesa) allows informal businesses to access financial services.
- **53% of respondents reported that digital technology has increased job opportunities**.

Business Formalization Incentives

- Simplified registration processes and **lower taxation for small businesses** could encourage informal enterprises to **transition into formal structures**.
- **Government incentives, such as tax holidays and training programs, could accelerate formalization.**

Expansion of Skills Training Programs

- **Vocational training in agriculture, manufacturing, and digital services** can equip informal workers with **skills for higher-paying, stable employment**.
- Training in **business management and financial literacy** can improve the sustainability of microenterprises.

Infrastructure Development and Market Linkages

- Establishing **designated trading areas for street vendors** and providing **storage and transport solutions** for small-scale producers can boost productivity.
- Encouraging **cooperatives for smallholder farmers and market traders** can provide access to bulk-buying advantages and better pricing.

5.4.4 Policy Recommendations for Strengthening the Informal Sector

To improve **livelihoods and transition workers into formal employment**, the following **policy interventions** are recommended:

- **Simplify Business Registration and Taxation** – Introduce a **one-stop registration system for informal businesses**, reducing bureaucracy and costs.
- **Expand Access to Microfinance** – Strengthen **financial support programs for small businesses**, offering **low-interest loans and grants** to informal workers.
- **Enhance Vocational Training for Informal Workers** – Increase **investment in technical education and on-the-job training**, especially for **youth and women**.
- **Strengthen Social Protection Programs** – Introduce **affordable health insurance and pension schemes** for informal workers through **cooperatives and digital banking services**.
- **Leverage Digital Platforms for Informal Business Growth** – Encourage **e-commerce, mobile payments, and online business registration** to make formalization easier.

The informal sector in Tanzania **provides crucial employment opportunities**, but **workers face numerous challenges** related to **social protection, financial access, and legal barriers**. Addressing these issues through **inclusive policies, digital finance, and skill-building initiatives** can **enhance job stability and improve workforce transition into formal employment**.

5.5. Factors Encouraging Transition to Formal Employment

Tanzania's employment landscape is undergoing a **gradual shift toward formalization**, driven by **government policies, financial incentives, and workers' desire for stability**. However, **many informal workers face barriers** that prevent them from transitioning to formal employment. This section presents **key factors encouraging formalization** and discusses **challenges that hinder the transition**.

5.5.1 Key Incentives for Transitioning to Formal Employment

The table below highlights **factors that could encourage informal workers to formalize** and move into structured employment.

Table 5: Factors Encouraging Transition to Formal Employment

Factor	Frequency	Percentage
Access to social security and benefits	1,190	50%
Better wages in the formal sector	470	20%
Government incentives for formalization	320	14%
Simplified formalization processes	380	16%
Total	2,360	100%

Key Findings from the Data:

- **50% of respondents consider social security benefits as the main motivation** for transitioning to formal jobs.
- **Higher wages (20%) attract informal workers** who struggle with unstable earnings.
- **14% of respondents highlight the need for government incentives**, such as tax reductions and business development programs.
- **16% prefer simplified formalization processes**, indicating that **complex registration and compliance requirements discourage business formalization**.

5.5.2 Discussion on Factors Encouraging Formalization

Transitioning from **informal to formal employment** is **often driven by the need for economic stability, legal protections, and better career opportunities**. The following are the primary motivators for formalization:

1. Access to Social Security and Employment Benefits (50%)

- **Health insurance, pension plans, and paid leave** are major incentives for workers to formalize.
- **Most informal workers lack financial security during illness or retirement**, making them vulnerable.
- **Formal employment offers structured contracts**, ensuring long-term financial stability.

2. Higher and More Stable Wages (20%)

- Formal jobs provide **fixed monthly salaries**, while informal earnings **fluctuate based on market demand**.
- **Many informal workers earn below the minimum wage**, making the shift to formal jobs attractive.
- **Formal employment ensures regular salary increments, promotions, and bonuses**, which are rare in informal jobs.

3. Government Incentives for Formalization (14%)

- **Tax exemptions for newly registered businesses** and **simplified licensing** encourage formalization.
- Government programs, such as **Tanzania's SME Development Policy**, provide **financial and technical support** for small businesses to grow formally.
- **Access to credit through microfinance institutions (MFIs) and banks** is easier for registered businesses, allowing them to scale up operations.

4. Simplified Business Registration and Compliance (16%)

- **Bureaucratic registration procedures** discourage informal businesses from entering the formal sector.
- Many informal entrepreneurs fear **heavy tax obligations** and **complicated legal processes**.
- **Introducing digital registration platforms and reducing administrative fees** could increase formalization rates.

5.5.3 Barriers to Formalization

Despite the incentives for formalization, **several barriers prevent workers and businesses from transitioning to the formal economy.**

1. High Cost of Formalization

- **Business registration fees, licensing costs, and tax obligations** discourage small businesses from formalizing.
- Many informal entrepreneurs **lack sufficient capital** to sustain formal operations.

2. Lack of Awareness and Financial Literacy

- **54% of respondents were unaware of government programs for business formalization.**
- Many informal workers **lack knowledge on tax benefits, financial planning, and investment opportunities.**

3. Limited Access to Credit for Small Businesses

- **Informal businesses struggle to access loans due to lack of credit history.**
- **High-interest rates and collateral requirements** make it difficult for microenterprises to expand.

4. Strict Labor Regulations in the Formal Sector

- Some workers **prefer informal jobs due to flexible work hours**, whereas formal employment comes with **fixed contracts and stricter labor laws.**
- Certain **industries, such as agriculture and transportation, rely heavily on informal labor** due to seasonal demand.

5. Fear of Taxation and Government Inspections

- Many small businesses **avoid formalization due to tax obligations and compliance audits.**
- **Informal traders and market vendors fear fines and legal penalties,** which discourages them from registering their businesses.

5.5.4 Strategies to Overcome Barriers to Formalization

To encourage informal workers and businesses to transition into formal employment, the following **policy recommendations** should be implemented:

Lower the Cost of Business Registration and Licensing

- Introduce **tiered tax systems** for small businesses to ease the financial burden.
- Offer **free or subsidized registration for first-time business owners.**

Enhance Awareness Campaigns on Formalization Benefits

- Conduct **national awareness programs** to educate informal workers on **social security, pension schemes, and business development funds.**
- Partner with **local governments and business associations** to promote **simplified registration services.**

Expand Access to Affordable Credit and Financial Inclusion

- Strengthen **microfinance institutions (MFIs) and cooperative savings schemes** to provide loans to informal businesses.
- Encourage **banks to offer low-interest business loans** for SMEs transitioning to the formal sector.

Introduce Digital Registration and Tax Filing Systems

- Develop **online platforms for business registration and tax filing,** reducing paperwork and bureaucracy.
- Simplify **e-payment systems for tax contributions,** making compliance easier for small businesses.

Implement Progressive Tax Reforms for Small Enterprises

- Offer **temporary tax exemptions for newly registered businesses** to allow them to grow.
- Provide **incentives for businesses that employ formal workers,** such as **reduced corporate taxes.**

The transition from informal to formal employment is driven by **social security benefits, higher wages, government incentives, and simplified compliance processes**. However, many workers and small businesses struggle with **high registration costs, lack of financial knowledge, and taxation fears**. To accelerate formalization, **Tanzania must implement financial support programs, digital business registration, and tax reforms** that make formal employment **more accessible and attractive**.

5.6. Job Security and Growth Sectors

Job security plays a crucial role in determining workers' **satisfaction, career stability, and economic well-being**. In Tanzania, perceptions of job security vary significantly between **formal and informal workers**, as well as across different industries. This section presents **data on job security perceptions, identifies high-growth sectors**, and analyzes **employment trends in key industries**.

5.6.1 Perceptions of Job Security

The following table presents respondents' views on the **security of their current jobs**:

Table 6: Perception of Job Security in Current Sector

Perception of Job Security	Frequency	Percentage
Secure	690	31%
Very Secure	440	20%
Neutral	810	36%
Insecure	270	12%
Very Insecure	20	1%
Total	2,230	100%

Key Insights from the Data:

- **51% of respondents (secure + very secure) feel stable in their jobs**, mostly in **formal employment** where contracts, wages, and benefits provide **long-term financial stability**.
- **36% remain neutral**, indicating **some uncertainty about job retention and career prospects**.
- **Only 13% (insecure + very insecure) feel vulnerable**, mainly among **informal workers and contractual employees**, who face **market fluctuations and job instability**.

Job Security Differences by Sector:

- ◆ **Formal employment offers more stability** due to **labor regulations, pension schemes, and employer protections.**
- ◆ **Informal workers, especially in agriculture and trade, face high uncertainty** due to **market fluctuations, seasonal employment, and lack of financial protections.**
- ◆ **Digital and remote work industries offer mixed security,** depending on job contracts and industry demand.

5.6.2 Sectors Creating the Most Jobs in Tanzania

The table below highlights **sectors identified by respondents as the leading job creators:**

Table 7: Sectors Creating the Most Jobs in Tanzania

Sector	Frequency	Percentage
Agriculture	1,700	28%
Construction	820	14%
Manufacturing	1,050	18%
Services	860	14%
Small Business	1,010	17%
Technology/ICT	560	9%
Total	6,000	100%

Key Insights from the Data:

- **Agriculture remains Tanzania's largest employment sector (28%),** though mostly informal.
- **Manufacturing (18%) and construction (14%) are expanding,** driven by industrialization and infrastructure development.
- **Small businesses (17%) continue to generate jobs,** particularly in **retail, trade, and services.**
- **Technology/ICT (9%) is growing but still lags behind traditional sectors** in job creation.

5.6.3 Analysis of High-Growth Industries and Employment Trends

The findings indicate that **certain industries are growing rapidly, creating significant employment opportunities.** The following analysis explores **key job-creating industries and their future potential.**

1. Agriculture: The Largest but Least Formalized Sector (28%)

- Employs over 60% of Tanzania's workforce, yet remains largely informal.
- Challenges include reliance on seasonal crops, outdated farming methods, and low wages.
- Opportunities for growth:
 - ✓ Modernizing agriculture through irrigation, mechanization, and agribusiness development.
 - ✓ Linking smallholder farmers to formal value chains and export markets.

2. Manufacturing: Expanding Due to Industrialization (18%)

- The government's industrialization agenda is driving job creation in this sector.
- Major contributors include textile production, food processing, and construction materials.
- Opportunities for growth:
 - ✓ Encouraging local production to reduce reliance on imports.
 - ✓ Strengthening export-oriented industries through investment incentives.

3. Construction: Driven by Infrastructure Projects (14%)

- Government investment in roads, bridges, and housing projects is increasing job opportunities.
- Informal employment dominates, with many workers lacking social security protections.
- Opportunities for growth:
 - ✓ Skills training for construction workers to ensure higher wages and formal contracts.
 - ✓ Encouraging private-sector participation in urban development projects.

4. Small Businesses: A Key Driver of Employment (17%)

- Retail, trade, and microenterprises provide millions of jobs across Tanzania.
- Most businesses remain informal due to regulatory challenges.
- Opportunities for growth:
 - ✓ Simplifying business registration and tax compliance.
 - ✓ Expanding microfinance options for small entrepreneurs.

5. Services Sector: Growth in Tourism, Finance, and Logistics (14%)

- Tanzania's tourism industry continues to create jobs in hospitality, transport, and services.
- The financial sector is expanding, offering more formal employment in banking and fintech.

- Opportunities for growth:
 - ✓ Enhancing infrastructure to support tourism growth.
 - ✓ Encouraging local investment in digital financial services.

6. Technology and ICT: The Fastest-Growing Modern Sector (9%)

- Digital transformation is creating jobs in e-commerce, fintech, and software development.
- However, ICT jobs still represent a small share of total employment.
- Opportunities for growth:
 - ✓ Government support for tech startups and innovation hubs.
 - ✓ Investments in IT skills training and university partnerships with the private sector.

5.6.4 Policy Recommendations for Employment Growth and Stability

- **Enhance Agricultural Modernization** – Invest in **agribusiness training**, **irrigation**, and **mechanization** to increase productivity and create **stable, formal jobs**.
- **Support Industrial Growth and Value Addition** – Expand manufacturing incentives to reduce raw material exports and **promote domestic processing**.
- **Formalize Small Businesses and Retail** – Reduce **barriers to registration** and provide financial assistance to small traders and **informal entrepreneurs**.
- **Improve Technical and Vocational Training** – Strengthen **TVET programs** to match skills with industry needs, particularly in **construction**, **manufacturing**, and **digital sectors**.
- **Boost Digital Economy and Remote Work Opportunities** – Encourage **investment in ICT**, **online businesses**, and **e-commerce platforms** to generate formal employment.

The **job security and growth sector analysis** reveal that:

- **Formal workers feel more secure**, while informal workers face **job instability**.
- **Agriculture, manufacturing, and construction remain key job-creating sectors**, but require modernization.
- **Technology and digital services are emerging as high-growth industries**, presenting opportunities for youth employment.

5.8. Role of Digital Technology in Employment

Digital technology is transforming Tanzania's employment landscape by **expanding job opportunities, improving business efficiency, and driving innovation** across various industries. The adoption of **mobile banking, e-commerce, digital platforms, and automation** has created new employment opportunities in both the **formal and informal sectors**. This section examines the **impact of digitalization on job creation** and analyzes **how technology is shaping employment trends**.

5.8.1 Impact of Digitalization on Job Creation

The table below presents respondents' views on how **digital technology has influenced job opportunities** in their respective sectors:

Table 8: Impact of Digitalization on Job Creation

Impact of Digitalization	Frequency	Percentage
Significantly increased job opportunities	1,240	53%
Moderately increased job opportunities	690	29%
No impact	50	2%
Reduced job opportunities	370	16%
Total	2,350	100%

Key Insights from the Data:

- **82% of respondents (significant + moderate impact) agree that digital technology has expanded job opportunities.**
- **16% believe digitalization has reduced jobs**, likely due to **automation replacing traditional roles**.
- **Only 2% think technology has had no impact**, indicating that digital transformation is a major force in Tanzania's labor market.

5.8.2 How Technology is Shaping Employment Opportunities

The rise of digital technology has **transformed employment across multiple industries**, creating both **new job opportunities and challenges**. The following are **key ways technology is reshaping employment in Tanzania**:

1. Growth of E-commerce and Digital Entrepreneurship

- Platforms such as **Jumia, Instagram, and WhatsApp Business** have enabled **small traders, artisans, and entrepreneurs** to reach wider markets.
- Many businesses **now operate online stores**, reducing overhead costs and creating **new income streams for informal workers**.
- **Freelancing platforms (Upwork, Fiverr, etc.)** are providing **remote work opportunities** for digital professionals.

2. Expansion of Mobile Money and Fintech Jobs

- **Mobile banking (M-Pesa, Tigo Pesa, Airtel Money)** has created **thousands of jobs** in mobile money operations.
- **Fintech startups** are hiring **tech-savvy employees**, increasing formal employment in **software development, cybersecurity, and digital marketing**.

3. Increased Demand for ICT Professionals

- The **technology sector** has emerged as a **high-growth industry**, with demand for:
 - ✓ **Software developers and programmers**
 - ✓ **Cybersecurity experts**
 - ✓ **IT support and data analysts**
- **Universities and vocational centers** are expanding **ICT programs** to meet this growing demand.

4. Digitization of Traditional Industries

- **Agriculture:** Farmers are using **digital tools** for **weather forecasting, market access, and precision farming**.
- **Retail:** Digital payment systems **reduce cash dependency and increase transparency**.
- **Transport:** Apps like **Uber, Bolt, and local ride-hailing services** have formalized transport jobs, improving **income stability for drivers**.

5. Automation and Its Effect on Employment

- While technology **creates new jobs**, it also **eliminates traditional roles** through automation.
- Industries such as **manufacturing and banking** are increasingly using **AI and robotics**, reducing the need for **manual labor**.
- **16% of respondents reported job losses due to automation**, indicating a need for **reskilling programs**.

5.8.3 Challenges of Digital Transformation in Employment

Despite its benefits, **digitalization also presents challenges** that need to be addressed:

- **Digital Skills Gap** – Many workers **lack ICT skills**, limiting their ability to transition into tech-driven jobs.
- **High Cost of Internet and Digital Tools** – **Limited internet access and expensive smartphones** prevent many from benefiting from online work opportunities.
- **Cybersecurity Risks** – The growth of **online businesses and fintech** increases the **risk of fraud and data breaches**.
- **Automation Displacing Low-Skilled Jobs** – Traditional roles in **retail, banking, and administration** are being **replaced by self-service technologies and AI**.

5.8.4 Strategies for Maximizing Digital Employment Opportunities

To ensure **inclusive growth in the digital economy**, the following **policy interventions and programs** should be implemented:

- ✓ **Invest in Digital Skills Training** – Expand ICT education in **schools, universities, and vocational training centers**.
- ✓ **Enhance Internet and Digital Infrastructure** – Lower **internet costs and improve connectivity**, especially in rural areas.
- ✓ **Support Digital Entrepreneurship** – Provide **grants, mentorship, and funding for startups** in e-commerce and fintech.
- ✓ **Promote Cybersecurity Awareness** – Strengthen **digital protection laws and educate businesses** on online safety.
- ✓ **Develop Reskilling Programs for Automated Sectors** – Offer training in **AI, data analytics, and software development** to help displaced workers **transition into tech-driven roles**.

5.9. Entrepreneurship and Employment Creation

Entrepreneurship plays a **vital role in Tanzania's labor market**, contributing to **both formal and informal employment**. Small and medium enterprises (SMEs) form the backbone of the economy, generating jobs and driving **economic growth across various sectors**. However, entrepreneurs face **significant barriers to business growth and formalization**, impacting employment sustainability. This section explores the **contribution of entrepreneurship to employment creation**, with a focus on **SME development and sectoral opportunities**.

5.9.1 Contribution of Entrepreneurship to Job Creation

The following table presents **how respondents perceive entrepreneurship's impact on employment**, highlighting whether it contributes more to **formal or informal job creation**:

Table 9: Contribution of Entrepreneurship to Job Creation

Impact of Entrepreneurship	Frequency	Percentage
Contributes more to informal employment	1,340	57%
Contributes equally to both formal and informal employment	760	32%
Contributes more to formal employment	270	11%
Total	2,370	100%

Key Insights from the Data:

- 57% of respondents believe entrepreneurship contributes more to informal employment, indicating that most businesses operate outside formal structures.
- Only 11% believe entrepreneurship creates more formal jobs, highlighting barriers to business registration, taxation, and financing.
- 32% think entrepreneurship contributes equally to both sectors, showing that some SMEs successfully transition to formality while others remain informal.

5.9.2 SME Development in Tanzania

A. Role of SMEs in Employment Creation

- SMEs account for over 3 million businesses in Tanzania, employing more than 5 million people (TICGL, 2024).
- They create jobs in retail, manufacturing, services, construction, and agribusiness.
- Formal SMEs offer stable employment, while informal businesses provide income but lack social protections.

B. Key Sectors for SME Growth

Entrepreneurs drive job creation across multiple industries:

- ✓ **Retail and Trade** – Informal market vendors, small shop owners, and wholesale traders.
- ✓ **Agribusiness** – Smallholder farmers, food processors, and export-oriented agribusinesses.
- ✓ **Manufacturing** – Tailoring, handicrafts, small-scale factories, and local production.
- ✓ **Construction** – Small contractors, carpenters, and self-employed masons.
- ✓ **Technology and Digital Startups** – Software development, e-commerce, and mobile services.

C. Challenges Hindering SME Growth and Formalization

Despite their contribution to employment, SMEs face several challenges:

- **Limited Access to Finance** – Many SMEs struggle to secure loans due to lack of collateral and financial records.

- **Complex Business Registration Processes** – High costs and bureaucratic procedures discourage **informal businesses from formalizing**.
- **Taxation and Compliance Burdens** – Many small businesses **fear heavy tax obligations**, leading them to remain informal.
- **Skill Gaps and Business Knowledge** – Entrepreneurs **lack technical skills, financial literacy, and digital expertise**.

5.9.3 Strategies to Enhance SME Development and Job Creation

To support entrepreneurship and increase formal employment, Tanzania should implement targeted policies and programs:

- **Expand SME Financing Options** – Increase access to **low-interest loans, microfinance, and venture capital** for small businesses.
- **Simplify Business Registration** – Reduce registration costs and introduce **digital platforms for easy compliance**.
- **Provide Tax Incentives for SMEs** – Offer tax exemptions or **lower rates for newly formalized businesses**.
- **Enhance Entrepreneurial Training** – Strengthen **vocational and business development programs** to equip entrepreneurs with skills.
- **Promote Digital and E-commerce Growth** – Support entrepreneurs in **leveraging digital platforms** to access new markets.

5.10. Government Policy Effectiveness

Government policies play a critical role in shaping Tanzania's employment landscape by **regulating labor markets, supporting business growth, and facilitating workforce development**. Over the years, the government has introduced various **policy interventions to promote employment, enhance formalization, and reduce unemployment**. However, their effectiveness remains **a subject of debate among workers, business owners, and policymakers**.

This section presents **public perceptions of government policy effectiveness** and provides an **assessment of employment promotion interventions** in Tanzania.

5.10.1 Perceptions of Policy Effectiveness in Promoting Employment

The table below highlights respondents' views on how effective they believe **government policies are in promoting equal employment opportunities**:

Table 10: Perceptions of Government Policy Effectiveness in Employment Promotion

Perception of Government Policies	Frequency	Percentage
Effective	1,030	43%
Very Effective	620	26%
Neutral	620	26%
Ineffective	100	4%
Very Ineffective	20	1%
Total	2,390	100%

Key Insights from the Data:

- **69% of respondents (effective + very effective)** believe that government policies **positively impact employment creation**, particularly through initiatives like **infrastructure development, SME support, and industrialization**.
- **26% remain neutral**, suggesting uncertainty about the long-term impact of policies on job security and economic stability.
- **Only 5% (ineffective + very ineffective)** feel government policies have failed, indicating that while challenges exist, there is **overall confidence in policy interventions**.

5.10.2 Assessment of Government Interventions in Employment Promotion

Tanzania's government has implemented **several initiatives to boost employment, encourage entrepreneurship, and formalize the labor market**. However, **policy gaps, regulatory challenges, and economic fluctuations** continue to hinder full effectiveness.

A. Key Government Policies Supporting Employment Growth

National Employment Policy (2020 Update)

- Encourages **job creation in priority sectors**, including **manufacturing, construction, ICT, and agribusiness**.
- Promotes **youth and women's employment through targeted programs**.

Small and Medium Enterprise (SME) Development Policy (2003, Revised 2022)

- Supports **informal businesses in transitioning to formal enterprises**.
- Provides **training, access to finance, and market linkages** for small businesses.

Public-Private Partnership (PPP) Act (Revised 2021)

- Encourages **private-sector investment in large-scale employment projects.**
- Facilitates **infrastructure development to create jobs in transport, energy, and real estate.**

Tax Reforms and Business Formalization Incentives (2023)

- Reduces **registration fees and tax rates for new businesses.**
- Introduces **e-governance platforms to simplify compliance and promote transparency.**

B. Effectiveness of Government Interventions

Despite **these policy efforts**, some challenges **limit their effectiveness** in fully addressing employment concerns. The table below outlines **successes and gaps in employment promotion initiatives**:

Table 11: Effectiveness of Government Employment Policies

Policy Area	Successes	Challenges
SME Support Programs	Increased access to business funding.	Many businesses remain informal due to tax fears.
Skills Development & Vocational Training	Expansion of TVET institutions.	Skills mismatch with industry needs.
Job Creation in Industrialization	Growth in manufacturing and construction jobs.	Slow transition from agriculture to industrial work.
Youth and Women's Employment	Specialized programs for women entrepreneurs.	Gender discrimination and cultural barriers persist.
Digital Transformation & E-Governance	Simplified tax filing and business registration.	Limited digital literacy, especially in rural areas.

5.10.3 Policy Gaps and Areas for Improvement

- **Limited Formalization of the Informal Sector** – Despite incentives, many businesses still prefer to remain informal due to **taxation concerns and bureaucratic processes**.
- **Mismatch Between Education and Employment Needs** – Many graduates struggle to find jobs because their skills do not match **market demands**.
- **Barriers to Credit Access for Entrepreneurs** – SMEs and startups face **strict lending conditions**, making it difficult to expand and create more jobs.
- **Slow Implementation of Infrastructure Projects** – While PPP projects aim to create jobs, delays in execution reduce their immediate impact on employment.
- **Unequal Distribution of Employment Opportunities** – Urban centers benefit more from government job policies, while rural areas lag behind.

5.10.4 Strategies to Enhance Employment Policy Effectiveness

- **Expand Business Formalization Incentives** – Reduce **tax burdens on SMEs**, introduce tax holidays for newly formalized businesses, and provide **low-cost registration**.
- **Strengthen Industry-Skills Alignment** – Partner with the **private sector** to design vocational training programs that match **job market demands**.
- **Improve Access to Credit for Small Enterprises** – Introduce **government-backed loan guarantees** and **expand microfinance options** for small businesses.
- **Accelerate Public-Private Infrastructure Projects** – **Speed up PPP projects** to create more jobs in **construction, energy, and transportation**.
- **Enhance Regional Employment Distribution** – Promote **rural industrialization**, ensuring **job creation beyond urban centers**.
- **Increase Digital Inclusion Efforts** – Invest in **digital literacy programs** and **expand broadband access** to help **rural workers and businesses** benefit from **e-commerce and remote jobs**.

5.11. Future Employment Trends in Tanzania

As Tanzania's economy continues to evolve, **employment patterns are expected to shift significantly over the next decade**. Driven by **industrialization, digital transformation, urbanization, and policy reforms**, the labor market will experience **changes in job demand, skill requirements, and sectoral employment distribution**. This section explores **projected employment trends** based on data and provides **policy and business implications** to ensure sustainable workforce development.

5.11.1 Expected Employment Trends Over the Next Decade

The table below highlights the projected **employment trends for Tanzania between 2024 and 2034**:

Table 12: Projected Employment Trends in Tanzania (2024–2034)

Employment Trend	Projected Growth (%)	Key Drivers
Expansion of industrial and manufacturing jobs	46%	Industrialization, Special Economic Zones (SEZs)
Growth of the informal sector	27%	Population growth, slow business formalization
Increased digital and remote work opportunities	20%	Digital transformation, e-commerce, ICT expansion
Rising demand for skilled labor	8%	Vocational training, education reforms

Key Insights from the Data:

- Industrialization will drive formal job creation (46%), especially in manufacturing, construction, and infrastructure.
- Informal employment will remain significant (27%), highlighting the need for policy interventions to support formalization.
- Remote work and digital employment will grow (20%), providing opportunities in tech, digital services, and e-commerce.
- The demand for skilled workers (8%) will increase, requiring improvements in technical and vocational education.

5.11.2 Implications for Policymakers and Businesses

A. Implications for Policymakers

- **Need for Proactive Industrial Policies** – The government must **expand** manufacturing zones, infrastructure projects, and industrial parks to support job creation in production sectors.
- **Enhancing Business Formalization Efforts** – Strengthening **tax incentives**, reducing business registration costs, and improving **SME financing** will encourage more businesses to operate formally.
- **Investment in Digital and Remote Work Infrastructure** – Expanding **internet connectivity**, digital education, and **e-commerce support** will help Tanzania leverage digital job opportunities.
- **Reforming Education and Skills Training** – Aligning vocational education with labor market needs will ensure graduates have skills required in future job sectors.
- **Supporting Informal Workers in Transitioning to Formal Jobs** – Establishing **social protections**, credit access, and market linkages will help informal workers secure stable employment.

B. Implications for Businesses and Employers

- **Businesses Must Prepare for a Tech-Driven Workforce** – Companies should **invest in digital tools, automation, and AI integration** to stay competitive.
- **Upskilling and Workforce Training Will Be Critical** – Employers should **develop in-house training programs** to ensure employees can **adapt to changing job roles**.
- **Growth in Manufacturing and Agribusiness Opportunities** – Investors should focus on **value-addition industries**, such as **food processing, textile production, and light manufacturing**.
- **Remote Work and E-Commerce Will Require New Business Models** – Expanding **online sales, logistics, and fintech services** will be essential for future growth.
- **Human Capital Development Will Define Business Success** – Firms that **invest in employee education, flexible work arrangements, and skills training** will **benefit from long-term productivity gains**.

5.12. Optimism About Formal Employment

Public perception of **formal employment opportunities** is a key indicator of **confidence in economic growth, government policies, and job market stability**. In Tanzania, optimism about formal job creation is shaped by **industrial expansion, digital transformation, and labor market reforms**. However, concerns about **skills mismatches, economic uncertainty, and slow business formalization** affect overall confidence levels.

This section presents **data on public perception of formal employment growth** and discusses the **future outlook for job creation in Tanzania**.

5.12.1 Public Perception of Formal Employment Growth

The table below highlights respondents' views on **the future of formal employment opportunities in Tanzania**:

Table 13: Public Perception of Formal Employment Growth

Level of Optimism	Frequency	Percentage
Very Optimistic	1,150	41%
Somewhat Optimistic	770	28%
Neutral	790	28%
Somewhat Pessimistic	60	2%
Very Pessimistic	20	1%
Total	2,790	100%

Key Insights from the Data:

- **41% of respondents are very optimistic** about formal employment growth, reflecting confidence in **economic development programs**.
- **28% are somewhat optimistic**, indicating **cautious hope** but recognizing existing challenges.
- **28% remain neutral**, suggesting **uncertainty about whether job creation will match population growth**.
- **Only 3% (pessimistic + very pessimistic) lack confidence** in the expansion of formal jobs, possibly due to **economic instability, slow industrialization, or job competition**.

5.12.2 Future Outlook on Job Creation in Tanzania

The outlook for **formal employment growth in Tanzania** depends on **several economic, technological, and policy factors**:

A. Positive Trends Supporting Formal Job Growth

Government Investment in Industrialization

- Expansion of **manufacturing, agribusiness, and construction** is expected to **create stable, formal jobs**.
- Special Economic Zones (SEZs) and **industrial parks will boost employment in processing industries**.

Growth of Digital and Technology-Based Employment

- **Fintech, e-commerce, and ICT sectors** are rapidly expanding, creating **formal jobs in software development, cybersecurity, and online business services**.
- **Government initiatives in digital economy policies** are expected to **drive workforce transformation**.

Public-Private Partnerships in Job Creation

- **Collaboration between the government and private sector** in **infrastructure development, financial services, and tourism** will lead to more **stable employment opportunities**.

Increased Foreign Direct Investment (FDI)

- Tanzania is attracting **foreign investment in mining, renewable energy, and logistics**, which will provide **new formal jobs**.
- The government's focus on **business-friendly reforms** aims to improve Tanzania's ranking in **ease of doing business**, further enhancing job creation.

B. Challenges and Risks to Formal Employment Growth

Slow Transition from Informal to Formal Jobs

- Many workers remain **trapped in informal employment** due to **business registration costs, high taxes, and bureaucracy**.

Skills Mismatches and Labor Market Gaps

- Many industries struggle to find **workers with the necessary technical and professional skills**, limiting formal job expansion.

Economic Uncertainty and Inflationary Pressures

- Fluctuations in commodity prices and inflation** may **slow business expansion**, reducing hiring in the formal sector.

Limited Digital Access for Rural Workers

- ICT-based employment opportunities** require **digital literacy and internet access**, which remains a **challenge in rural areas**.

5.12.3 Strategies to Enhance Formal Employment Growth

To **increase optimism about formal job creation**, policymakers and businesses should implement the following strategies:

- Accelerate Business Formalization Efforts** – Provide **incentives, simplified tax policies, and digital registration platforms** to encourage SMEs to transition into the formal sector.
- Invest in Vocational and Technical Training** – Align **education programs with market demands** to ensure **graduates are job-ready**.
- Expand Digital Workforce Development** – Introduce **affordable internet access and remote work training** to help workers **enter formal digital jobs**.
- Strengthen Public-Private Employment Programs** – Foster **private sector partnerships** to create **internships, apprenticeships, and skills development initiatives**.
- Support Women and Youth Employment Initiatives** – Provide **targeted employment policies, microfinance access, and training** to ensure **inclusive job growth**.

5.13. Challenges for Women and Youth in Formal Employment

Women and youth represent a **significant portion of Tanzania's labor force**, yet they **face unique challenges** when accessing formal employment opportunities. **Gender-based discrimination, societal expectations, limited access to education, and skill mismatches** contribute to employment inequalities, restricting their participation in high-paying and secure jobs.

This section presents **data on barriers faced by women and youth in formal employment**, analyzes **gender and age-related employment inequalities**, and proposes **solutions to bridge the gap**.

5.13.1 Key Barriers for Women and Youth in Formal Employment

The table below highlights the **main challenges preventing women and youth from securing formal jobs**:

Table 14: Challenges Faced by Women and Youth in Accessing Formal Employment

Challenge	Frequency	Percentage
Social and cultural expectations	1,500	33%
Gender discrimination	1,320	29%
Limited access to education or training	1,230	27%
Lack of childcare support for women	470	10%
Total	4,520	100%

Key Insights from the Data:

- **33% of respondents identified social and cultural expectations as a major barrier**, especially for women who are expected to prioritize domestic responsibilities over career development.
- **29% cited gender discrimination**, including **biased hiring practices, unequal pay, and fewer leadership opportunities** for women.
- **27% pointed to limited education and training opportunities**, particularly affecting youth who lack the technical skills required for formal jobs.
- **10% highlighted the absence of childcare support**, making it difficult for women, especially mothers, to sustain full-time employment.

5.13.2 Gender and Age-Related Inequalities in Employment

Despite **efforts to promote equal employment opportunities**, women and youth continue to face significant inequalities in **job access, wages, and career progression**.

A. Gender-Based Employment Inequalities

Women are underrepresented in leadership and technical roles

- Many women remain **concentrated in lower-paying service jobs**, while **men dominate managerial and technical fields like engineering and ICT**.
- **Women hold only 30% of leadership positions** in formal organizations despite making up nearly **50% of the total workforce**.

Gender pay gap remains an issue

- On average, **women in Tanzania earn 20-30% less than their male counterparts** in formal employment, even with similar qualifications and experience.

Maternity policies and workplace discrimination hinder career growth

- Many employers **prefer hiring men over women** due to **perceived costs of maternity leave and family responsibilities**.
- Some women face **workplace harassment and biases**, discouraging them from pursuing careers in **male-dominated industries**.

B. Youth Employment Challenges and Age-Related Inequalities

High youth unemployment rates despite increasing education levels

- Youth unemployment in Tanzania stands at **13%**, significantly higher than the national average.
- Many young graduates struggle to find jobs due to **a mismatch between education and industry needs**.

Preference for experienced workers limits youth employment

- Many employers **require work experience**, making it difficult for fresh graduates to **secure formal jobs**.
- Lack of **internships, apprenticeships, and on-the-job training** worsens the problem.

Limited access to finance for young entrepreneurs

- Young people interested in self-employment **face difficulties obtaining startup capital**, leading many to join the **informal sector** instead.

5.13.3 Strategies to Improve Employment Opportunities for Women and Youth

To **reduce gender and youth-related employment inequalities**, Tanzania must implement **targeted policies and interventions**:

Strengthen Gender Equality Laws and Workplace Policies

- Enforce **equal pay laws** and penalize discriminatory hiring practices.
- Promote **affirmative action policies** to ensure women are represented in leadership and technical roles.

Expand Vocational Training and Skill Development for Youth

- Align **education programs with labor market demands** to equip youth with **job-relevant skills**.
- Increase access to **internships and apprenticeship programs** to bridge the experience gap.

Support Women's Economic Empowerment

- Introduce **workplace childcare support initiatives** to enable women to balance careers and family responsibilities.
- Expand **funding programs for women entrepreneurs** to encourage self-employment.

Promote Youth Entrepreneurship and Access to Finance

- Establish **youth-focused business loan programs** to support startups and small enterprises.
- Encourage **digital and e-commerce platforms** that allow young entrepreneurs to reach global markets.

5.14. Barriers to Transitioning from Informal to Formal Employment

Transitioning from **informal to formal employment** is essential for improving **job stability, social security coverage, and economic inclusion**. However, many workers and businesses **struggle to formalize due to financial, regulatory, and structural barriers**. This section explores the **main challenges preventing informal workers from entering the formal economy** and provides **policy recommendations to ease the transition**.

5.14.1 Main Challenges to Formalization

The table below highlights the **primary obstacles preventing informal workers and businesses from transitioning to the formal sector**:

Table 15: Barriers to Transitioning from Informal to Formal Employment

Barrier	Frequency	Percentage
Limited job opportunities in the formal sector	1,540	42%
Lack of access to education or training	950	26%
Complex or costly formalization processes	780	21%
Low wages in formal jobs	380	10%
Total	3,650	100%

Key Insights from the Data:

- **42% of respondents believe limited job opportunities prevent formalization**, indicating that **formal sector growth is not keeping pace with labor force expansion**.
- **26% cited lack of access to education or training**, highlighting the **skills gap between informal workers and formal job requirements**.
- **21% reported that complex or expensive registration processes** discourage businesses from formalizing.
- **10% expressed concerns about low wages in formal jobs**, as some **informal businesses provide higher earnings despite lacking social protections**.

5.14.2 Key Challenges Preventing Formalization

A. Limited Availability of Formal Jobs

- **Many industries still rely on informal labor**, particularly in agriculture, construction, and retail.
- **Small and medium-sized enterprises (SMEs) struggle to expand**, limiting the number of new formal jobs.
- **Foreign investments are concentrated in urban centers**, while rural areas have fewer formal employment opportunities.

B. Skills Mismatch and Education Barriers

- **Many informal workers lack the required skills for formal jobs**, particularly in ICT, finance, and manufacturing.
- **Vocational training programs are insufficient** to meet the demands of industrial and digital job markets.
- **Formal employers prefer workers with prior job experience**, creating challenges for those transitioning from the informal sector.

C. Bureaucratic and Financial Barriers to Business Formalization

- **High registration fees and tax requirements discourage informal businesses** from transitioning into the formal economy.
- **Complex and time-consuming processes** make it difficult for entrepreneurs to comply with government regulations.
- **Corruption and inconsistent enforcement of business laws** create uncertainty for small business owners.

D. Wage Concerns and Job Security Issues

- **Some informal businesses offer higher incomes than entry-level formal jobs**, reducing the incentive to transition.
- **Many formal jobs lack wage growth opportunities**, making long-term financial stability uncertain.
- **Labor laws restrict flexible work arrangements**, which informal workers may prefer.

5.14.3 Policy Recommendations to Ease the Transition to Formal Employment

To facilitate the **movement of workers and businesses from the informal to the formal sector**, Tanzania must implement targeted policy measures:

1. Expand Job Creation in the Formal Sector

- Increase **investment in labor-intensive industries**, such as **manufacturing, agribusiness, and services**, to absorb informal workers.
- Promote **public-private partnerships (PPPs)** to create new employment opportunities in urban and rural areas.

2. Strengthen Skills Development Programs

- **Expand vocational training and technical education programs** to align with industry needs.
- Introduce **certification programs for informal workers** to help them qualify for formal jobs.
- Provide **internships and apprenticeship programs** to help informal workers gain work experience.

3. Simplify Business Registration and Tax Compliance

- Reduce **business registration fees and tax rates** for micro and small enterprises.
- Introduce **one-stop digital platforms** for business registration and licensing.
- Implement **progressive taxation policies**, where newly formalized businesses receive **temporary tax exemptions**.

4. Increase Access to Financial Support for Small Businesses

- Expand **microfinance and low-interest loan programs** to help informal businesses scale up.
- Provide **grants and subsidies** for businesses that transition to the formal sector.
- Encourage **digital banking solutions** to improve financial inclusion for small entrepreneurs.

5. Introduce Wage Growth and Social Protection Programs

- Ensure **competitive salaries in formal jobs** to make formalization attractive.
- Improve **social security schemes, healthcare benefits, and pension plans** to enhance job security.
- Encourage **flexible work arrangements** in the formal sector to accommodate diverse employment needs.

5.15. Reasons for Choosing Formal/Informal Employment

Workers in Tanzania choose between **formal and informal employment** based on **income stability, flexibility, career growth opportunities, and access to social benefits**. While **formal employment** offers job security and structured career progression, many individuals **prefer informal employment** due to higher earnings potential, **self-employment opportunities, and work flexibility**.

This section presents **data on the motivations behind employment choices** and discusses **policy implications for workforce development strategies**.

5.15.1 Motivations Behind Employment Sector Choices

The table below highlights the **main reasons why workers choose formal or informal employment**:

Table 16: Reasons for Choosing Formal or Informal Employment

Reason for Employment Choice	Frequency	Percentage
Better income opportunities	1,100	38%
Flexibility in work hours	780	27%
Lack of formal job opportunities	760	27%
Lack of required qualifications for formal jobs	220	8%
Total	2,860	100%

Key Insights from the Data:

- **38% of respondents prioritize higher income potential**, suggesting that many informal jobs (e.g., small businesses, trade, transportation) may offer better short-term earnings than some entry-level formal jobs.
- **27% value work flexibility**, as informal employment allows individuals to **set their own schedules and work multiple jobs**.
- **27% cite a lack of formal job opportunities**, indicating that **formal employment growth is not keeping up with labor force expansion**.
- **8% lack the qualifications required for formal jobs**, reinforcing the importance of vocational training and skills development programs.

5.15.2 Implications for Workforce Development Strategies

Understanding why workers choose **formal or informal employment** provides critical insights into **how Tanzania can develop targeted workforce policies** to improve job accessibility and quality.

A. Addressing the Preference for Higher Income in Informal Employment

Increase Wages in the Formal Sector

- Encourage **salary increments and performance-based pay** in formal jobs.
- Implement **minimum wage policies that reflect cost-of-living adjustments**.

Expand Access to Business Development Support for Informal Workers

- Provide **financial literacy training and investment programs** for informal entrepreneurs.
- Establish **government-backed microfinance initiatives** to help small businesses scale up and formalize.

B. Bridging the Skills Gap to Improve Formal Job Access

Enhance Technical and Vocational Training (TVET) Programs

- Strengthen **partnerships between businesses and training institutions** to match skills with labor market needs.
- Provide **certification programs for informal workers** transitioning to formal jobs.

Promote Apprenticeships and On-the-Job Training

- Expand **internship and mentorship programs** to help youth gain formal job experience.
- Encourage **employers to offer paid trainee programs** as an alternative to traditional work experience requirements.

C. Improving Work Flexibility in Formal Employment

Introduce Flexible Work Arrangements in the Formal Sector

- Encourage **remote work, part-time positions, and gig economy opportunities** within formal employment.
- Promote **worker-friendly policies** that allow for **family and personal time balance**.

Expand Social Protection for Informal Workers

- Develop **affordable health insurance and pension schemes** for self-employed workers.
- Implement **progressive taxation policies** to make formalization more attractive to informal businesses.

6. Conclusion and Recommendations

Tanzania's labor market is characterized by a **significant divide between formal and informal employment**, with **barriers to formalization, skills mismatches, and regulatory challenges** affecting job accessibility. While **industrialization, digital transformation, and government policies** are creating opportunities for formal job growth, **a large portion of the workforce remains in the informal sector** due to financial, structural, and social barriers.

This section summarizes **key findings** from the study and outlines **policy recommendations to improve formal employment opportunities and strategies for strengthening the informal sector and facilitating its transition to formality**.

6.1 Summary of Key Findings

Formal employment is growing but still inaccessible to many

- **49% of respondents are employed in the formal sector**, but **barriers such as lack of qualifications, experience requirements, and regulatory complexities** limit participation.
- **Government policies such as industrialization programs and business formalization incentives** have helped expand formal employment opportunities.

Informal employment remains dominant despite economic reforms

- **71.8% of Tanzania's workforce operates in the informal sector**, particularly in agriculture, small businesses, retail, and transportation.
- **The informal sector provides flexibility and income opportunities**, but **lacks social protections such as pensions, health insurance, and job security**.

Barriers to formalization prevent workforce mobility

- **42% of respondents** cited **limited job availability in the formal sector** as the **biggest barrier** to transition.
- **Skills mismatches (26%)** and **complex registration processes (21%)** further discourage formalization.

Digital technology is reshaping employment opportunities

- **82% of respondents** reported that **digitalization has increased job opportunities**, particularly in **ICT, e-commerce, and fintech**.
- However, **limited access to digital infrastructure in rural areas** restricts equal employment opportunities.

Women and youth face significant employment inequalities

- **Gender discrimination (29%)** and **social expectations (33%)** prevent women from accessing high-paying and leadership roles.
- **Youth unemployment remains high** due to **lack of experience and education mismatches**.

6.2 Policy Recommendations to Improve Formal Employment Opportunities

To increase access to formal jobs and encourage business formalization, the following **policy measures** should be prioritized:

Expand Industrialization and Formal Job Creation

- Strengthen **Special Economic Zones (SEZs)** and **manufacturing hubs** to attract more formal investments.
- Develop **sector-specific employment policies** to boost job creation in **agribusiness, ICT, and renewable energy**.

Improve Education and Vocational Training

- Align **technical and vocational education (TVET)** with **industry demands**.
- Expand **on-the-job training, apprenticeships, and internship programs** for youth employment.

Simplify Business Registration and Compliance

- Reduce **registration costs and tax burdens for small businesses** to encourage transition to formality.
- Introduce **one-stop digital platforms** for **business licensing, tax compliance, and reporting**.

Enhance Labor Laws and Worker Protections

- Implement **equal pay regulations and gender-inclusive policies** to support women in formal jobs.
- Strengthen **social security schemes** to ensure all workers (including self-employed individuals) receive pension and health benefits.

Increase Access to Financial Support for SMEs

- Expand **low-interest loans and credit access** for small enterprises.
- Promote **government-backed microfinance programs** for businesses willing to formalize.

6.3 Strategies for Enhancing Informal Sector Growth and Transition to Formality

- Since informal employment remains a **major source of income** for many Tanzanians, the government must adopt a **dual approach**:
Supporting sustainable growth in the informal sector
- **Encouraging gradual formalization through incentives and legal reforms**

The following strategies will help achieve this goal:

Provide Incentives for Business Formalization

- Reduce **taxation barriers for small businesses** transitioning to formal status.
- Introduce **temporary tax exemptions for newly registered businesses** to allow them time to stabilize.

Expand Social Protections for Informal Workers

- Develop **affordable health insurance and pension plans for informal workers**.
- Strengthen **labor unions and cooperatives** to protect informal sector employees.

Increase Market Access and Infrastructure Support

- Invest in **road networks, electricity, and digital connectivity** to support small traders and informal businesses.
- Establish **designated market zones for informal vendors** to improve trade organization.

Promote Digital Transformation in Informal Employment

- Support **e-commerce platforms and mobile payment systems** to help informal businesses reach wider markets.
- Expand **digital skills training** to enable informal workers to benefit from online job opportunities.

Encourage Youth and Women Entrepreneurship

- Provide **targeted funding and training programs** for women and young entrepreneurs.
- Strengthen **mentorship programs** to guide informal businesses through formalization processes.

#EmploymentTrendsTanzania, #FormalVsInformalJobs, #SMEGrowth, #DigitalTransformation, #WorkforceDevelopment, #IndustrializationTanzania, #JobCreationStrategies, #TanzaniaEconomy, #EconomicGrowthTZ, #PublicPrivatePartnerships, #TICGLDataDrivenCentre, #TICGLResearch, #DataDrivenInsights, #PolicyForGrowth, #BusinessFormalization, #AmranBhuzohera, #YouthEmploymentTZ, #WomenInBusinessTZ, #SMEsInTanzania, #FutureOfWorkAfrica

References

1. **Tanzania National Bureau of Statistics (NBS).** (2023). *Tanzania Labor Force and Employment Survey Report*. Dar es Salaam, Tanzania.
2. **International Labour Organization (ILO).** (2022). *Informal Employment in Africa: Challenges and Policy Responses*. Geneva, Switzerland.
3. **World Bank Group.** (2023). *Tanzania Economic Update: Enhancing Job Creation and Business Formalization*. Washington, D.C.
4. **United Nations Development Programme (UNDP).** (2023). *Inclusive Growth and Employment in Tanzania: A Policy Review*. New York, USA.
5. **Tanzania Investment Centre (TIC).** (2024). *Investment and Employment Opportunities in Tanzania's Special Economic Zones (SEZs)*. Dar es Salaam, Tanzania.
6. **Tanzania Ministry of Labour, Employment, and Youth Development.** (2022). *National Employment Policy and Action Plan*. Dar es Salaam, Tanzania.
7. **African Development Bank (AfDB).** (2023). *Tanzania's Industrialization Strategy and its Impact on Employment Growth*. Abidjan, Côte d'Ivoire.
8. **Tanzania Private Sector Foundation (TPSF).** (2023). *SME Development and Business Formalization in Tanzania: Challenges and Opportunities*.
9. **Tanzania Communications Regulatory Authority (TCRA).** (2023). *The Role of Digital Technology in Employment and Economic Growth in Tanzania*.
10. **Public-Private Partnership (PPP) Centre – Tanzania.** (2024). *Employment Creation Through Public-Private Partnerships in Infrastructure and Manufacturing*.
11. **Tanzania Revenue Authority (TRA).** (2023). *Taxation and Business Formalization: Policy Measures to Enhance Compliance and Employment Growth*.
12. **World Economic Forum (WEF).** (2023). *The Future of Work in Africa: Digital Transformation and Employment Trends*. Geneva, Switzerland.
13. **International Monetary Fund (IMF).** (2023). *Tanzania's Economic Outlook: Employment, Growth, and Structural Reforms*. Washington, D.C.
14. **Tanzania Industrial Development Strategy 2025.** (2023). *Pathways to Employment Creation in the Industrial Sector*. Dar es Salaam, Tanzania.
15. **FinScope Tanzania.** (2023). *Access to Finance and Its Impact on Employment in the Informal Sector*.
16. **TICGL – Tanzania Investment and Consulting Group Limited.** (2024). *Baseline Survey on Informal and Formal Employment in Tanzania*.
17. **Tanzania Social Security Regulatory Authority (SSRA).** (2023). *Social Protection and Employment Security in Tanzania: Policy Recommendations*.